




EldonWay

BIGGLESWADE | BEDFORDSHIRE | SG18 8NH



TO LET NEWLY REFURBISHED MODERN INDUSTRIAL UNITS

FROM APPROX **6,000 - 12,000 sq ft**



A1 ACCESS
1.5 miles

TOWN CENTRE
0.7 miles


BIGGLESWADE
TRAIN STATION
0.7 miles

Units 1 & 2


EldonWay

A1

Well located

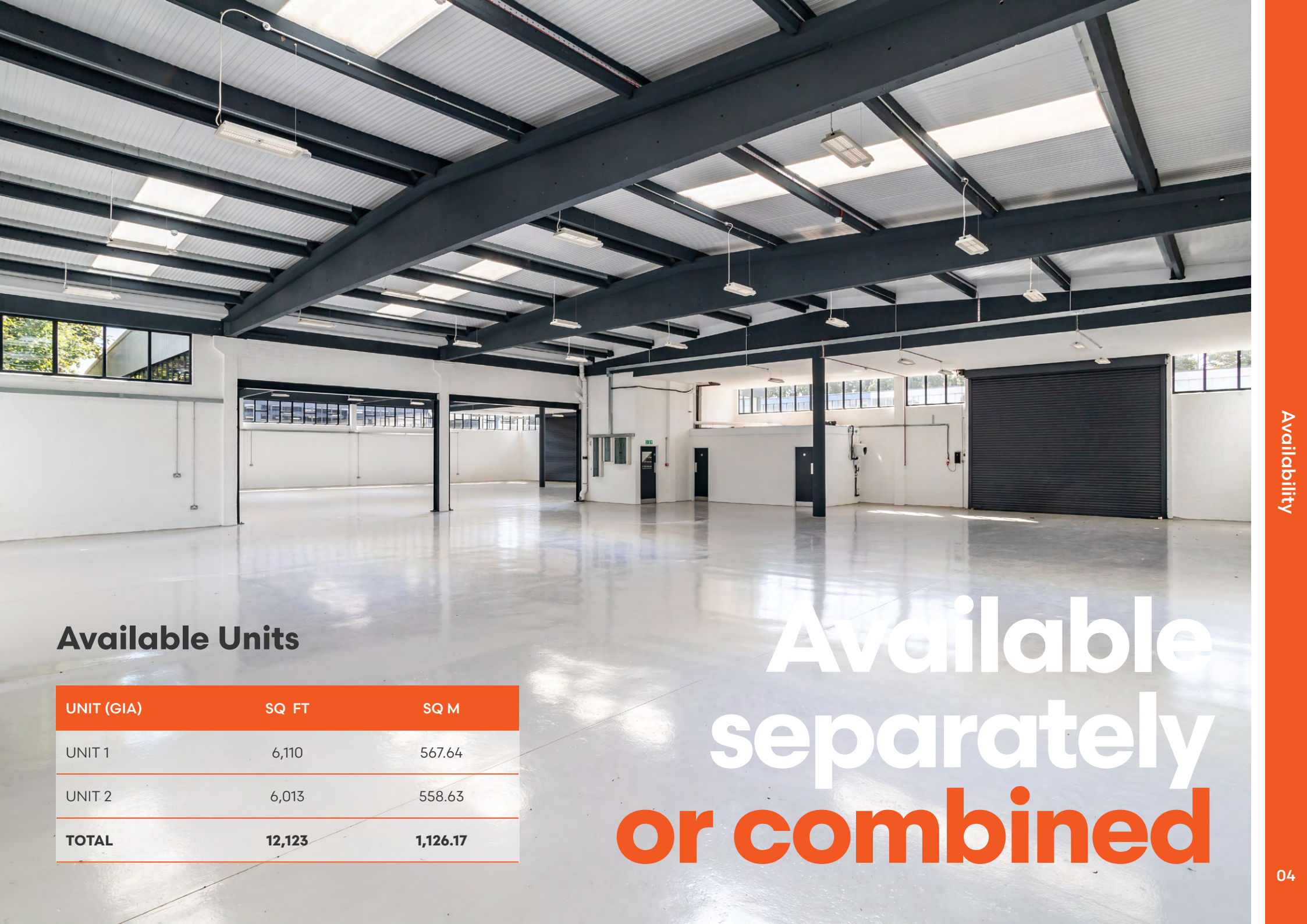
Units 1 & 2

Two interconnecting refurbished warehouse units available separately or combined. The units have recently been re-roofed and both benefit from new motorised roller shutter doors, LED lighting throughout, 5m eaves height within the main warehouse

area, refurbished first floor offices, excellent natural light within the warehouse, three phase power supplies, capped mains gas supplies, forecourt parking and EV charging within a gated industrial estate. The units are offered on a new lease.



Newly Refurbished



Available Units

UNIT (GIA)	SQ FT	SQ M
UNIT 1	6,110	567.64
UNIT 2	6,013	558.63
TOTAL	12,123	1,126.17

Available
separately
or combined


Units 1 & 2



Immediately available, separately or combined



5m clear internal height



LED lighting throughout



New roof and windows



Electronically operated roller shutter door per unit



EV charging points



EPC B


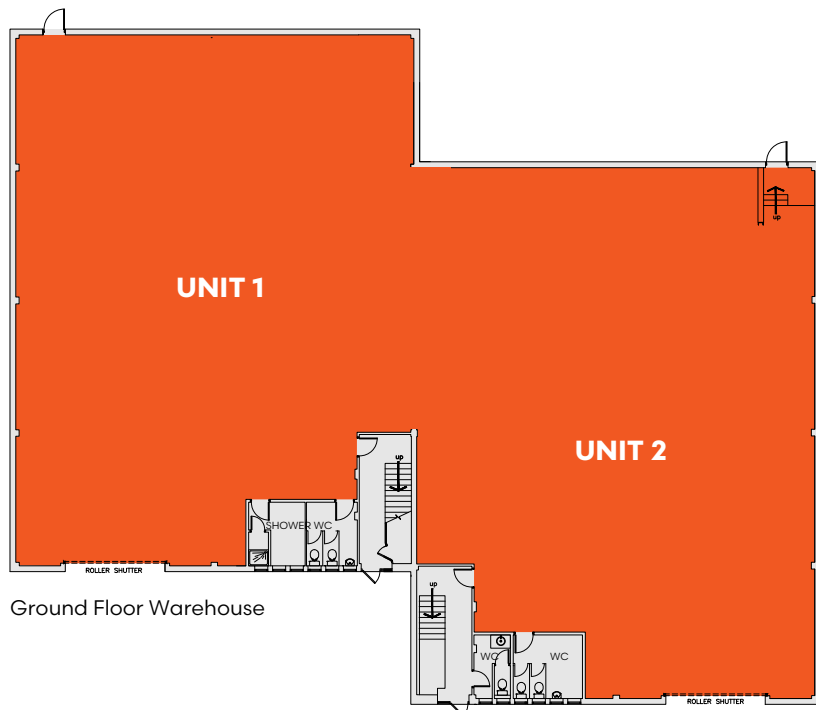


First floor offices



Three phase power and gas capped





The Estate



Significant
landlord
investment



Gated estate road
with CCTV



2 large communal
car parks



Opportunity to
expand on estate



Well managed and
presented estate



Close to
amenities



Eldon Way

Biggleswade

Biggleswade continues to see significant investment and development.

In recent years businesses such as Co-Op and Warburtons have located their distribution facilities in Biggleswade for its **excellent connectivity, availability of labour and attractive rental price-point** compared to surrounding locations.

In 2019 Central Bedfordshire Council were awarded **£70m** to support the delivery of **3,000 new homes**.

Estate Location

Eldon Way is one of the principle industrial estates within Biggleswade less than 1.5 miles from the A1.

It is within walking distance of the train station and the numerous shops, cafes, banks, bars, recruitment agencies and post office on the High Street.

Additional amenity, supermarkets and food is accessed enroute to the A1 junctions and at the nearby A1 Retail Park.

Biggleswade Train Station provides links to Peterborough (33 mins) and London St Pancras (45 mins).



LOCAL AMENITIES INCLUDE:



Roads	Miles	Time*
A1	1.5	5 mins
M1 (J12)	17	29 mins
A1/A14 Intersection	19	29 mins
M25	31	31 mins

Towns	Miles	Time*
Letchworth	10	24 mins
Hitchin	10	24 mins
Bedford	12	30 mins
Stevenage	16	26 mins
Cambridge	21	43 mins
Welwyn Garden City	23	32 mins

*Estimated Time

Tenure

Available on a New Lease basis only.
Please contact the agents for quoting terms.

EPC

B

Availability

Units 1 and 2 are immediately available.

Rent

Rent on application.

Service Charge

£0.55 per sq ft (2024 Budget figure).

Legal Costs

Each party to be responsible for their own legal costs incurred in any transaction.

Business Rates

Unit 1 & 2 has a Rateable Value of £35,500.

Viewings

Viewing strictly by prior appointment via the joint sole agents.

**BROWN
& LEE**
Property Consultants

01438 316655 | brownandlee.com

Christie Bays

T: 01438 794581

M: 07436 031722

christie.bays@brownandlee.com

adroit
REAL ESTATE ADVISORS

01462 417440

adroitrealestate.co.uk

Dan Jackson

T: 01582 320942

M: 07841 684870

djackson@adroitrealestate.co.uk

Mark Gill


T: 020 3961 8192

M: 07702 895 010

mgill@adroitrealestate.co.uk

DISCLAIMER: The Agents for themselves and for the vendors or lessors of the property whose agents they are give notice that, (i) these particulars are given without responsibility of The Agents or the Vendors or Lessors as a general outline only, for the guidance of prospective purchasers or tenants, and do not constitute the whole or any part of an offer or contract; (ii) The Agents cannot guarantee the accuracy of any description, dimension, references to condition, necessary permissions for use and occupation and other details contained herein and any prospective purchasers or tenants should not rely on them as statements or representations of fact but must satisfy themselves by inspection or otherwise as to the accuracy of each of them; (iii) no employee of The Agents has any authority to make or give any representation or enter into any contract whatsoever in relation to the property; (iv) VAT may be payable on the purchase price and / or rent, all figures are exclusive of VAT, intending purchasers or lessees must satisfy themselves as to the applicable VAT position, if necessary by taking appropriate professional advice; (v) The Agents will not be liable, in negligence or otherwise, for any loss arising from the use of these particulars. 12/24





Work in Progress

The landlord is committed to an ongoing programme of refurbishment, improvement and investment in the estate.

